



**Shri Ramdeobaba College of Engineering and Management**  
**Nagpur - 440013**

An Autonomous Institute Affiliated to Rashtrasant Tukadoji Maharaj Nagpur University, Nagpur  
NAAC Accredited with 'A' Grade

[www.rknec.edu](http://www.rknec.edu)

**INTERNAL QUALITY ASSURANCE CELL (IQAC)**

---

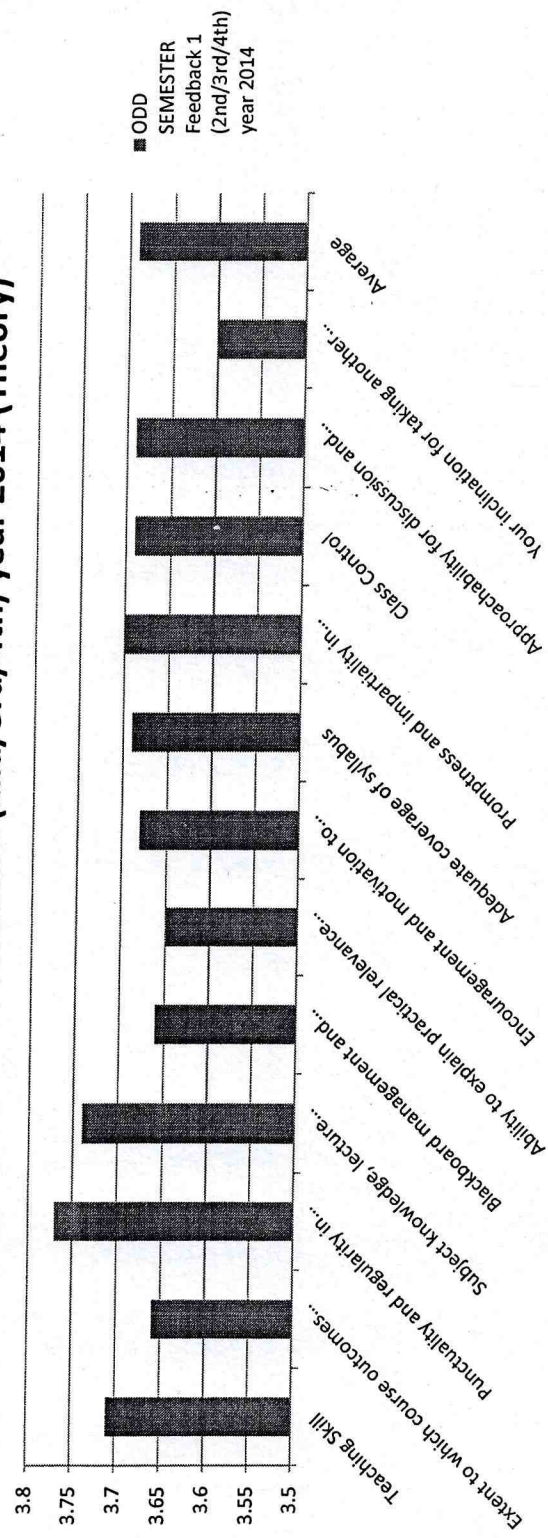
# **STUDENT FEEDBACK ANALYSIS**

**2014-15**

**ODD SEMESTER  
FEEDBACK 1 & FEEDBACK 2**


Theory Paper		Teaching Skill	Extent to which course outcomes were discussed in the beginning of the session	Punctuality and regularity in conducting classes	Subject knowledge, lecture preparation and organization	Blackboard management and communication skills	Ability to explain practical relevance and recent developments in the subject area	Encouragement and motivation to interactive teaching	Adequate coverage of syllabus	Promptness and impartiality in assessment	Class Control	Approachability for discussion and interaction outside the class	Your inclination for taking another course from this teacher	Average
Feedback		3.71	3.66	3.77	3.74	3.66	3.65	3.68	3.69	3.7	3.69	3.69	3.6	3.69
ODD SEMESTER Feedback 1 (2nd/3rd/4th) year 2014														

ODD SEMESTER Feedback 1 (2nd/3rd/4th) year 2014 (Theory)



Practical Paper									
Feedback	Selection of experiments/ programming assignment/ case study were commensurate with the theory	Experiments/ programming assignment/ case study were leading towards proper conclusion/ interpretation	Teacher helped in understanding the experimental observations/ logic of the program/ case study/ field study	Experimental setup was well maintained and operational/ software provided for executing the program was proper	Precise, updated and self-explanatory manuals were provided	Teacher did assessment of experiments and journal regularly	Overall impression regarding the usefulness of the entire lab session in clarifying the student's theoretical knowledge	Average	2.9
ODD SEMESTER Feedback 1 (2nd/3rd/4th) year 2014	2.94	2.9	2.88	2.88	2.84	2.93	2.9		2.9

**ODD SEMESTER Feedback 1 (2nd/3rd/4th) year 2014 Practical)**





# SHRI RAMDEOBABA COLLEGE OF ENGINEERING AND MANAGEMENT, NAGPUR

Katol Road, Nagpur, Maharashtra, India - 440 013.

## Feedback Report

Feedback : ODD SEMESTER Feedback 1 (2nd/3rd/4th) year 2014

Feedback For Institute

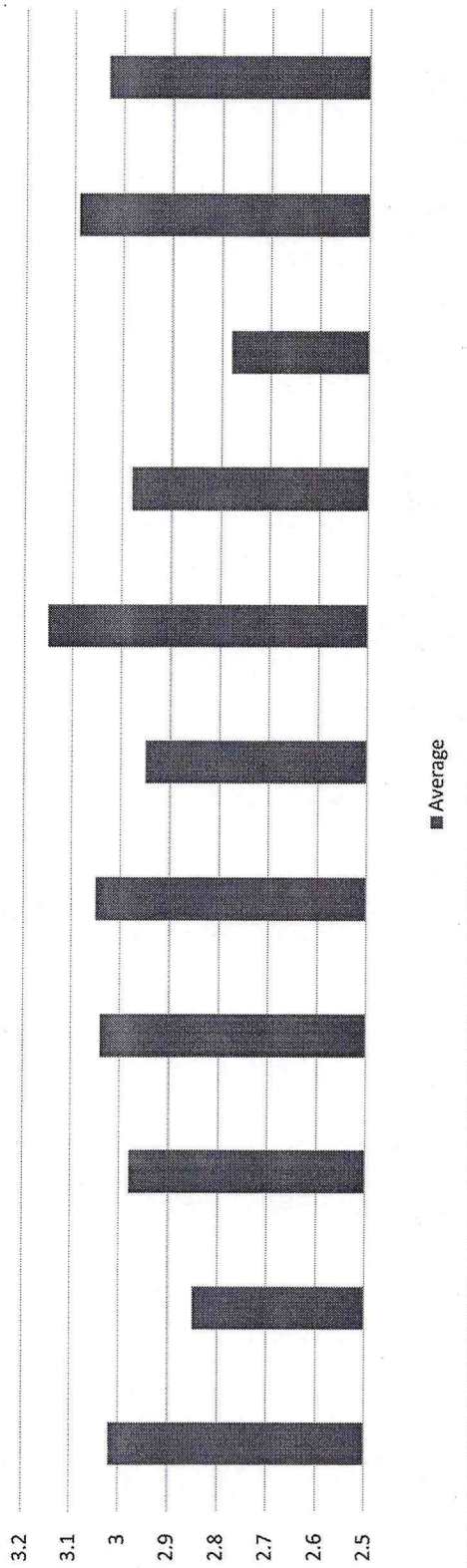
Department Feedback	Total No of Respondent : 2682					Average / Percentage
	Excellent	Very Good	Good	Poor	Very Poor	
Adequacy of laboratory facilities (Space/ventilation/number of set ups etc)	0.51	1.20	2.42	0.59	0.29	3.21 (64.20 %)
Availability and ease of computing & internet facility	0.40	1.11	2.22	0.89	0.37	3.06 (61.20 %)
Mechanism and approach to provide exposure to external world through field visits, guest lectures etc.	0.33	0.98	2.37	0.94	0.39	2.99 (59.80 %)
Infrastructure (Furniture/blackboard/ illumination/fans/ flooring etc.)	0.40	1.15	2.32	0.77	0.36	3.09 (61.80 %)
Overall approach and commitment of the department towards providing quality technical and professional education	0.50	1.34	2.45	0.49	0.22	3.28 (65.60 %)
Hygiene (class/sanitation/ surrounding)	0.50	1.23	2.32	0.65	0.30	3.19 (63.80 %)
Mechanism and approach to deal with students/parents grievances	0.39	1.20	2.62	0.57	0.22	3.19 (63.80 %)
Students guidance and mentoring facilities	0.46	1.25	2.40	0.65	0.24	3.21 (64.20 %)
Availability of modern instruments and arrangements/facilities to provide hands on experience	0.44	1.10	2.39	0.75	0.33	3.11 (62.20 %)
<b>Average For Department Feedback</b>						<b>3.15 (62.96 %)</b>

College Feedback	Total No of Respondent : 2682					Average / Percentage
	Excellent	Very Good	Good	Poor	Very Poor	
Central Library: Adequacy of titles and volumes	0.43	0.98	2.28	0.89	0.43	3.02 (60.40 %)
Central Library: Ease in issuing of books	0.39	0.88	2.01	1.04	0.68	2.85 (57.00 %)
Central Library: Suitability of library timing	0.39	1.04	2.17	0.86	0.54	2.98 (59.60 %)
Adequacy of facilities promoting Sports, NSS etc	0.37	1.01	2.43	0.83	0.36	3.04 (60.80 %)
Approach towards promoting co-curricular and extra co-curricular activities	0.42	1.05	2.28	0.84	0.40	3.05 (61.00 %)
Adequacy and time-suitability of photocopying facility	0.36	0.89	2.31	1.00	0.43	2.95 (59.00 %)

College Canteen facility: timings and food quality	0.48	1.17	2.33	0.70	0.32	3.15 (63.00 %)
Centralized Computer laboratory and internet facility: qualitative and quantitative adequacy	0.38	0.95	2.26	1.00	0.41	2.98 (59.60 %)
Availability of distance learning resources, video lectures, web courses etc.	0.28	0.78	2.10	1.27	0.57	2.78 (55.60 %)
Student counseling and training for improving placements	0.40	1.05	2.47	0.78	0.30	3.09 (61.80 %)
Administrative office: Ease of Approachability	0.44	0.98	2.35	0.77	0.46	3.03 (60.60 %)
<b>Average For College Feedback</b>						2.99 (59.85 %)

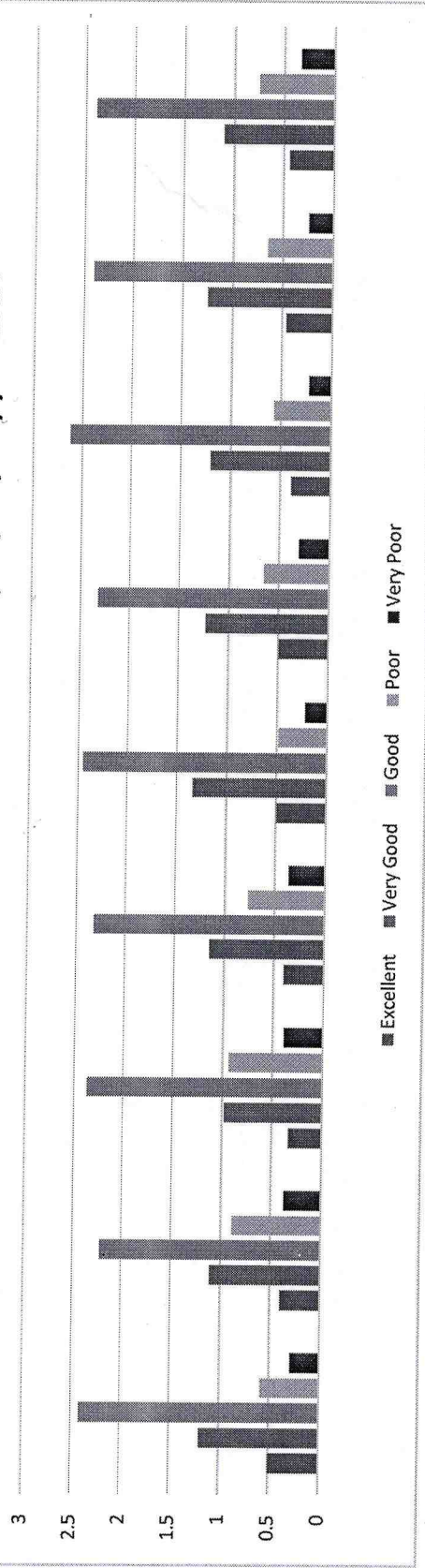
College Feedback						
	Excellent	Very Good	Good	Poor	Very Poor	Average
Central Library: Adequacy of titles and volumes	0.43	0.98	2.28	0.89	0.43	3.02
Central Library: Ease in issuing of books	0.39	0.88	2.01	1.04	0.68	2.85
Central Library: Suitability of library timing	0.39	1.04	2.17	0.86	0.54	2.98
Adequacy of facilities promoting Sports, NSS etc	0.37	1.01	2.43	0.83	0.36	3.04
Approach towards promoting co-curricular and extra co-curricular activities	0.42	1.05	2.28	0.84	0.4	3.05
Adequacy and time-suitability of photocopying facility	0.36	0.89	2.31	1	0.43	2.95
College Canteen facility: timings and food quality	0.48	1.17	2.33	0.7	0.32	3.15
Centralized Computer laboratory and internet facility: qualitative and quantitative adequacy	0.38	0.95	2.26	1	0.41	2.98
Availability of distance learning resources, video lectures, web courses etc.	0.28	0.78	2.1	1.27	0.57	2.78
Student counseling and training for improving placements	0.4	1.05	2.47	0.78	0.3	3.09
Administrative office: Ease of Approachability	0.44	0.98	2.35	0.77	0.46	3.03

**Feedback For Institute - ODD SEMESTER Feedback 1 (2nd/3rd/4th) year 2014**



Department Feedback						
	Excellent	Very Good	Good	Poor	Very Poor	Average
Adequacy of laboratory facilities (Space/ventilation/number of set ups etc)	0.51	1.2	2.42	0.59	0.29	3.21
Availability and ease of computing & internet facility	0.4	1.11	2.22	0.89	0.37	3.06
Mechanism and approach to provide exposure to external world through field visits, guest lectures etc.	0.33	0.98	2.37	0.94	0.39	2.99
Infrastructure (Furniture/blackboard/ illumination/fans/ flooring etc.)	0.4	1.15	2.32	0.77	0.36	3.09
Overall approach and commitment of the department towards providing quality technical and professional education	0.5	1.34	2.45	0.49	0.22	3.28
Hygiene (class/sanitation/ surrounding)	0.5	1.23	2.32	0.65	0.3	3.19
Mechanism and approach to deal with students/parents grievances	0.39	1.2	2.62	0.57	0.22	3.19
Students guidance and mentoring facilities	0.46	1.25	2.4	0.65	0.24	3.21
Availability of modern instruments and arrangements/facilities to provide hands on experience	0.44	1.1	2.39	0.75	0.33	3.11

**Department Feedback - ODD SEMESTER Feedback 1 (2nd/3rd/4th) year 2014**

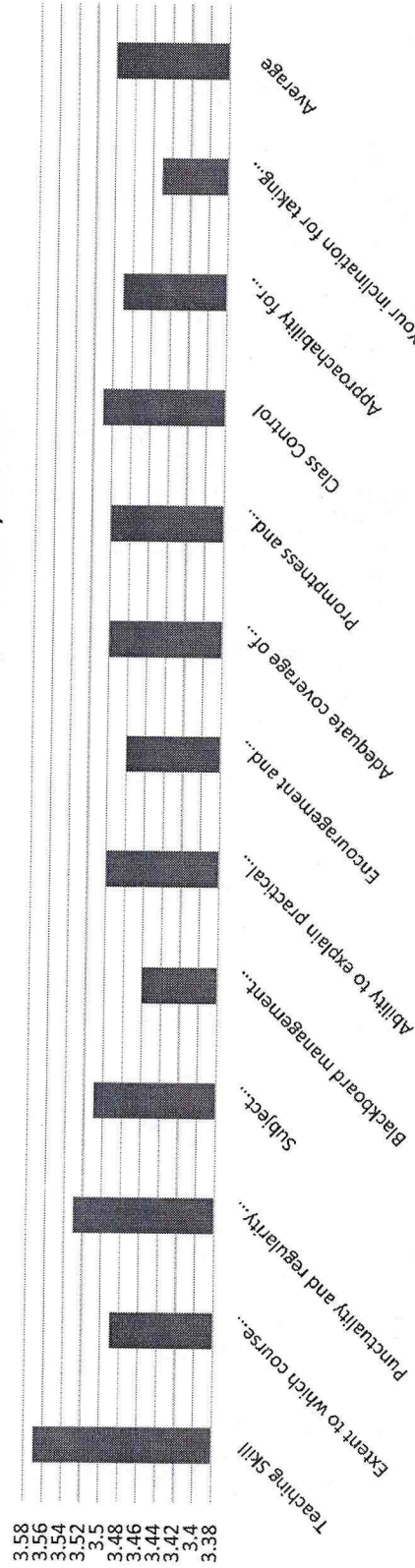




Theory Paper

Feedback	Teaching Skill	Extent to which course outcomes were discussed in the beginning of the session	Punctuality and regularity in conducting classes	Subject knowledge, lecture preparation and organization	Blackboard management and communication skills	Ability to explain practical relevance and recent developments in the subject area	Encouragement and motivation to interactive teaching	Adequate coverage of syllabus	Promptness and impartiality in assessment	Class Control	Approach ability for discussion and interaction outside the class	Your inclination for taking another course from this teacher	Average
ODD SEMESTER Feedback 2 B.E. First year 2014	3.57	3.49	3.53	3.51	3.46	3.5	3.48	3.5	3.5	3.51	3.49	3.45	3.5

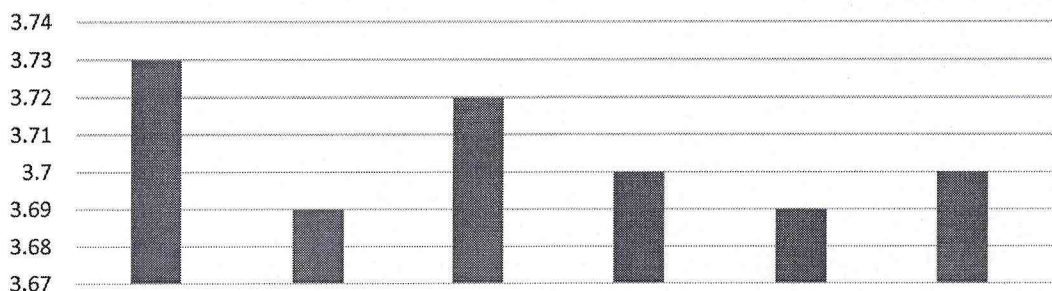
THEORY - ODD SEMESTER Feedback 2 B.E. First year 2014



**Practical Paper**

<b>Feedback</b>	<b>Selection of experiments/ programming assignment/ case study were commensurate with the theory</b>	<b>Experiments/ programming assignment/ case study were leading towards proper conclusion/ interpretation</b>	<b>Teacher helped in understanding the experimental observations/ logic of the program/ case study/ field study</b>	<b>Experimental setup was well maintained and operational/ software provided for executing the program was proper</b>	<b>Precise, updated and self-explanatory manuals were provided</b>
<b>ODD SEMESTER Feedback 2 B.E. First year 2014</b>	3.73	3.69	3.72	3.7	3.69

**PRACTICAL - ODD SEMESTER Feedback 2 B.E. First year 20**



Selection of experiments/ programming assignment/ case study were commensurate with the theory/ interpretation/ case study/ field study/ the student's



# SHRI RAMDEOBABA COLLEGE OF ENGINEERING AND MANAGEMENT, NAGPUR

Katol Road, Nagpur, Maharashtra, India - 440 013.

## Faculty Feedback Report

Feedback : ODD SEMESTER Feedback 2 B.E. First year 2014

Feedback For Institute

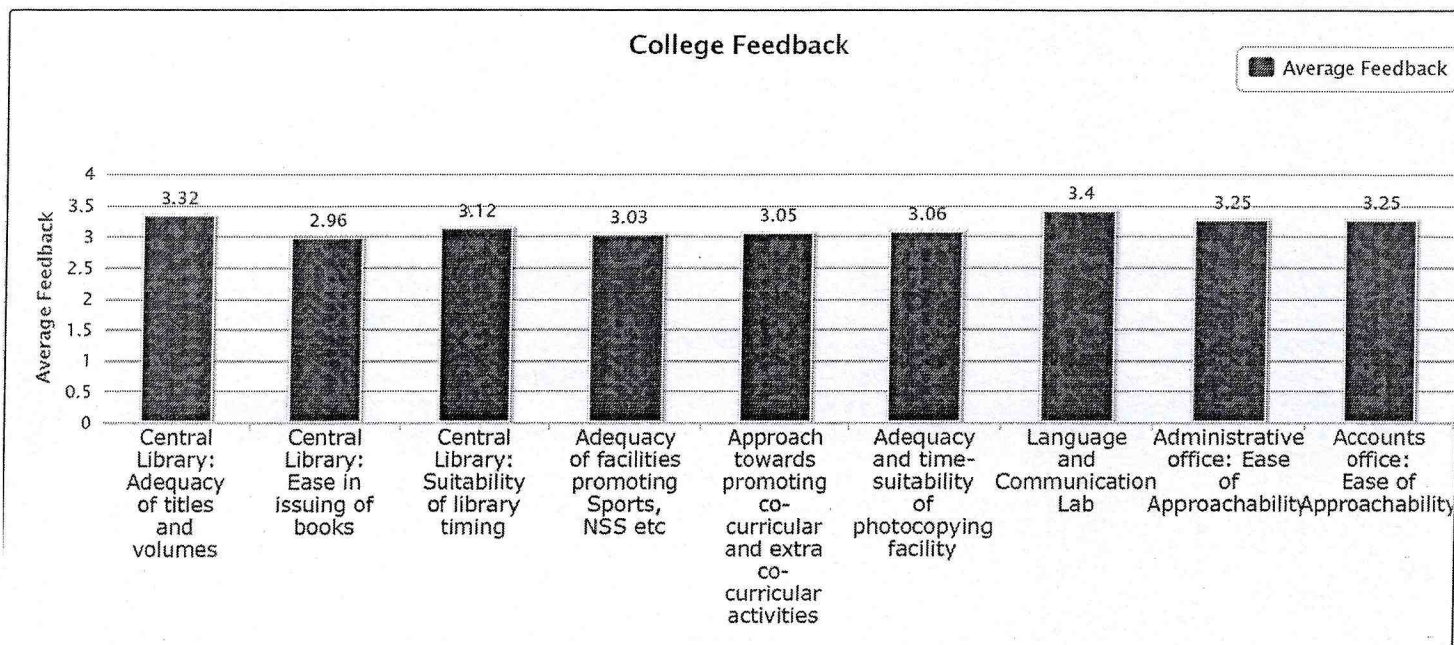
College Feedback	Total No of Respondent : 460					Average / Percentage
	Excellent	Very Good	Good	Poor	Very Poor	
Central Library: Adequacy of titles and volumes	65	120	201	43	31	3.32 (66.40 %)
Central Library: Ease in issuing of books	38	102	177	91	52	2.96 (59.20 %)
Central Library: Suitability of library timing	50	103	198	68	41	3.12 (62.40 %)
Adequacy of facilities promoting Sports, NSS etc	35	112	202	55	56	3.03 (60.60 %)
Approach towards promoting co-curricular and extra co-curricular activities	35	114	193	76	42	3.05 (61.00 %)
Adequacy and time-suitability of photocopying facility	44	98	198	82	38	3.06 (61.20 %)
Language and Communication Lab	72	131	187	48	22	3.40 (68.00 %)
Administrative office: Ease of Approachability	53	126	195	55	31	3.25 (65.00 %)
Accounts office: Ease of Approachability	50	124	208	46	32	3.25 (65.00 %)
<b>Average For College Feedback</b>						<b>3.16 (63.20 %)</b>



**Feedback Statistics Report**  
**Feedback : ODD SEMESTER Feedback 2 B.E. First year 2014**

**Feedback : ODD SEMESTER Feedback 2 B.E. First year 2014**

**Feedback For Institute**

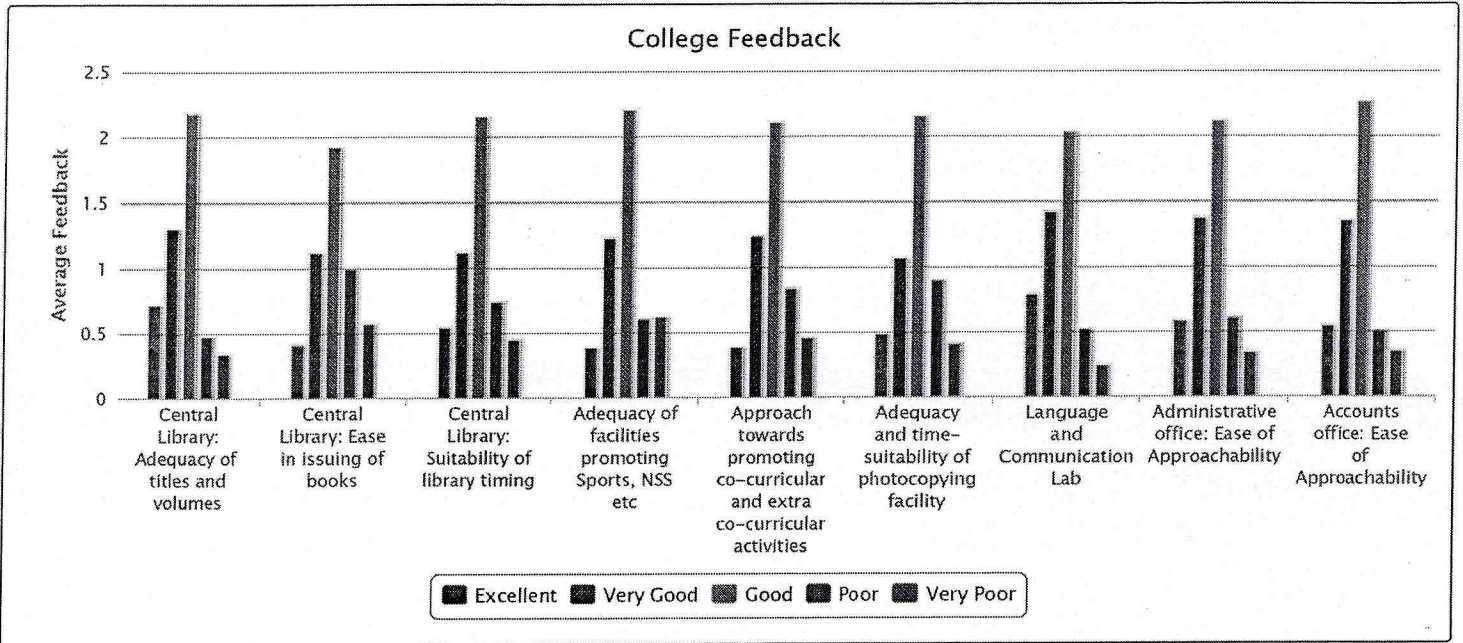




**Feedback Statistics Report**  
**Feedback : ODD SEMESTER Feedback 2 B.E. First year 2014**

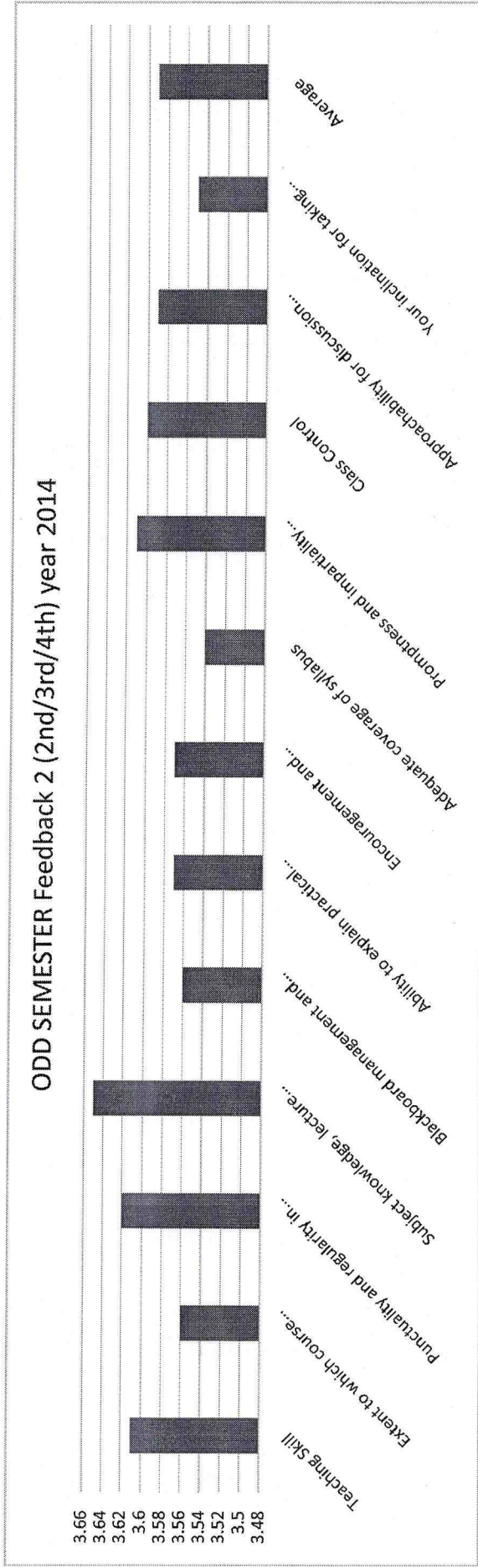
**Feedback : ODD SEMESTER Feedback 2 B.E. First year 2014**

**Feedback For Institute**



Theory Paper

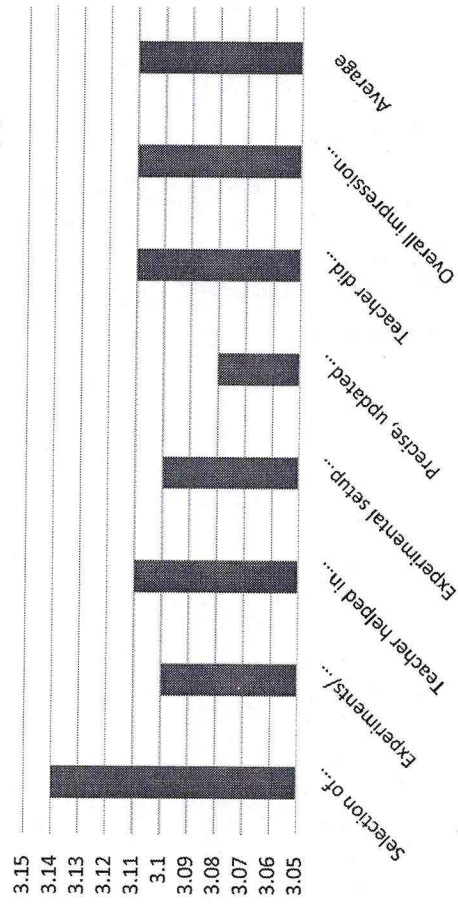
Feedback	Teaching Skill	Extent to which course outcomes were discussed in the beginning of the session	Punctuality and regularity in conducting classes	Subject knowledge, lecture preparation and organization	Blackboard management and communication skills	Ability to explain practical relevance and recent developments in the subject area	Encouragement and motivation to interactive teaching	Adequate coverage of syllabus	Promptness and impartiality in assessment	Class Control	Approachability for discussion and interaction outside the class	Your inclination for taking another course from this teacher	Average
ODD SEMESTER Feedback 2 (2nd/3rd/4th) year 2014	3.61	3.56	3.62	3.65	3.56	3.57	3.57	3.54	3.61	3.6	3.59	3.55	3.59



Practical Paper

Feedback	Selection of experiments/ programming assignment/ case study were commensurate with the theory	Experiments/ programming assignment/ case study were leading towards proper conclusion/ interpretation	Teacher helped in understanding the experimental observations/ logic of the program/ case study/ field study	Experimental setup was well maintained and operational/ software provided for executing the program was proper	Precise, updated and self-explanatory manuals were provided	Teacher did assessment of experiments and journal regularly	Overall impression regarding the usefulness of the entire lab session in clarifying the student's theoretical knowledge	Average
ODD SEMESTER Feedback 2 (2nd/3rd/4th ) year 2014	3.14	3.1	3.11	3.1	3.08	3.11	3.11	3.11

PRACTICAL - ODD SEMESTER Feedback 2 (2nd/3rd/4th) year 2014





# SHRI RAMDEOBABA COLLEGE OF ENGINEERING AND MANAGEMENT, NAGPUR

Katol Road, Nagpur, Maharashtra, India - 440 013.

## Feedback Report

Feedback : ODD SEMES I & II Feedback 2 (2nd/3rd/4th) year 2014  
Feedback For Institute

Department Feedback	Total No of Respondent : 2560					Average / Percentage
	Excellent	Very Good	Good	Poor	Very Poor	
Adequacy of laboratory facilities (Space/ventilation/number of set ups etc)	219	612	1225	362	142	3.16 (63.20 %)
Availability and ease of computing & internet facility	207	576	1202	404	171	3.10 (62.00 %)
Mechanism and approach to provide exposure to external world through field visits, guest lectures etc.	176	560	1252	390	182	3.06 (61.20 %)
Infrastructure (Furniture/blackboard/ illumination/fans/ flooring etc.)	189	581	1250	389	151	3.10 (62.00 %)
Overall approach and commitment of the department towards providing quality technical and professional education	217	651	1234	317	141	3.19 (63.80 %)
Hygiene (class/sanitation/ surrounding)	231	617	1229	331	153	3.17 (63.40 %)
Mechanism and approach to deal with students/parents grievances	211	644	1246	318	141	3.18 (63.60 %)
Students guidance and mentoring facilities	220	634	1234	323	149	3.18 (63.60 %)
Availability of modern instruments and arrangements/facilities to provide hands on experience	201	577	1216	383	183	3.09 (61.80 %)
<b>Average For Department Feedback</b>						<b>3.14 (62.73 %)</b>

College Feedback	Total No of Respondent : 2560					Average / Percentage
	Excellent	Very Good	Good	Poor	Very Poor	
Central Library: Adequacy of titles and volumes	214	504	1199	425	218	3.03 (60.60 %)
Central Library: Ease in issuing of books	175	502	1132	446	305	2.92 (58.40 %)
Central Library: Suitability of library timing	195	515	1185	409	256	2.99 (59.80 %)
Adequacy of facilities promoting Sports, NSS etc	180	524	1240	410	206	3.02 (60.40 %)
Approach towards promoting co-curricular and extra co-curricular activities	190	520	1182	437	231	3.00 (60.00 %)
Adequacy and time-suitability of photocopying facility	170	491	1202	446	251	2.95 (59.00 %)



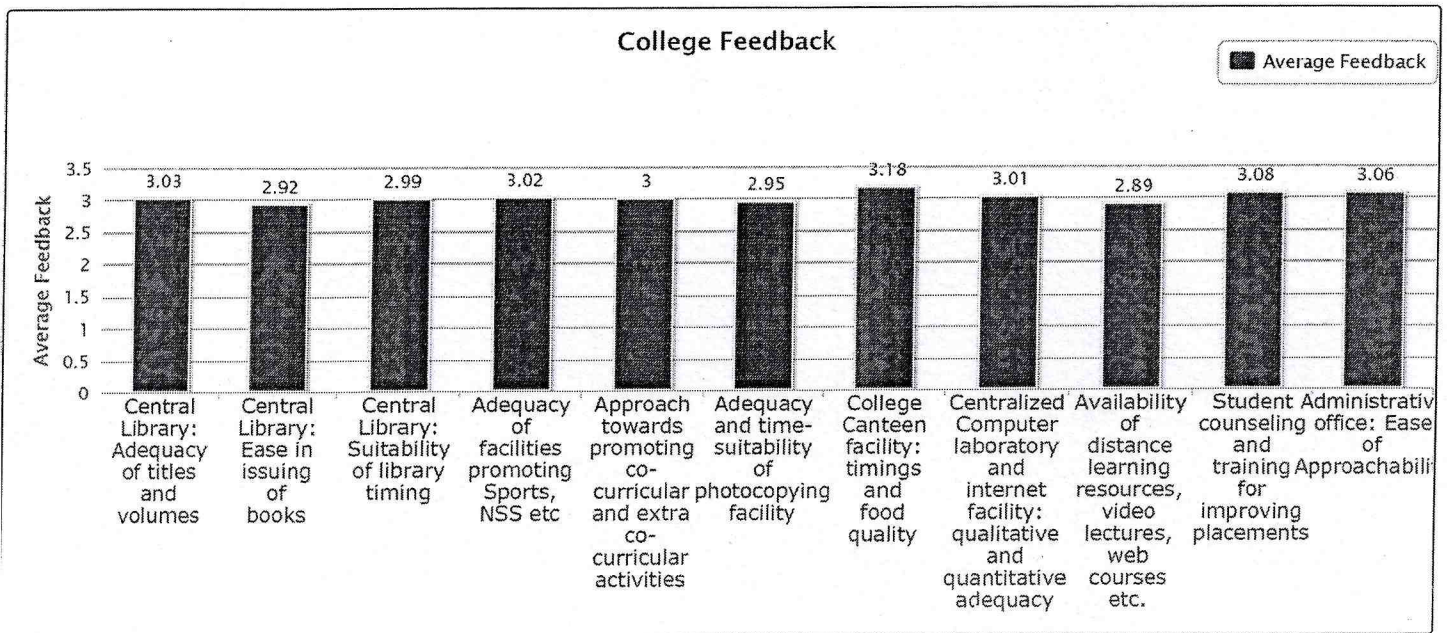
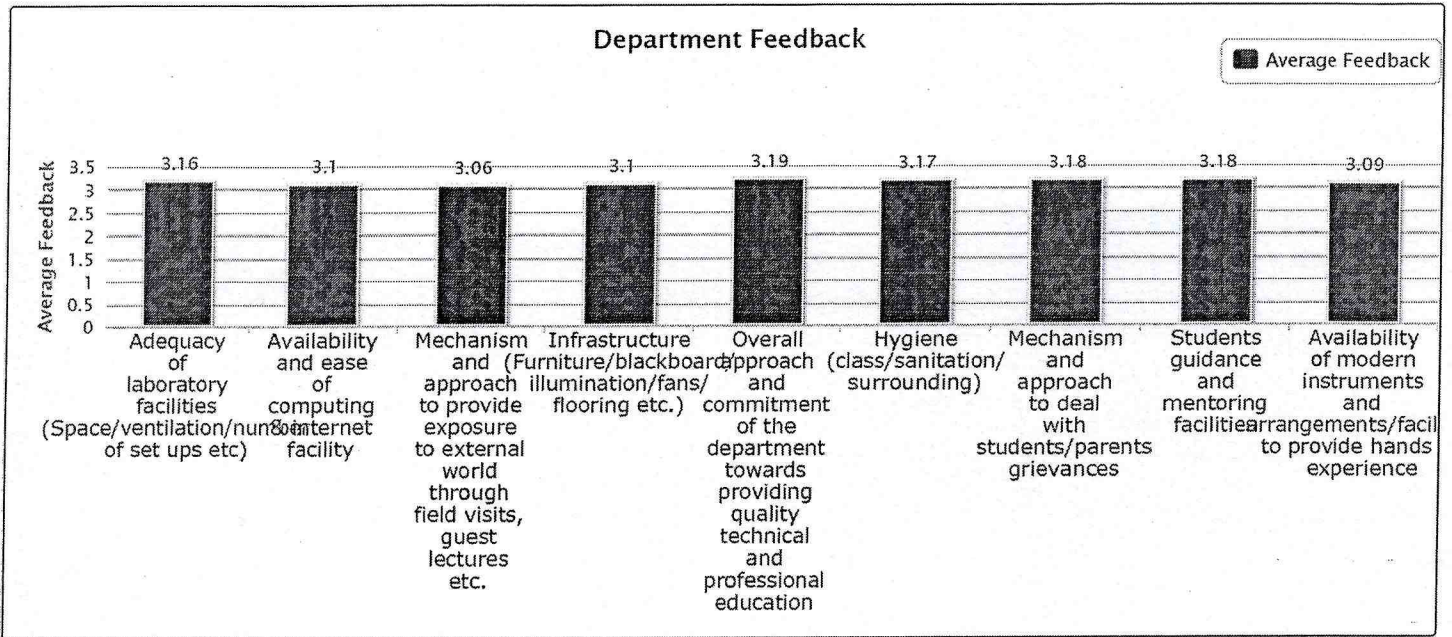
College Canteen facility: timings and food quality	244	621	1198	344	153	3.18 (63.60 %)
Centralized Computer laboratory and internet facility: qualitative and quantitative adequacy	197	509	1199	443	212	3.01 (60.20 %)
Availability of distance learning resources, video lectures, web courses etc.	168	463	1118	549	262	2.89 (57.80 %)
Student counseling and training for improving placements	193	578	1205	403	181	3.08 (61.60 %)
Administrative office: Ease of Approachability	193	556	1233	372	206	3.06 (61.20 %)
<b>Average For College Feedback</b>						
						<b>3.01 (60.24 %)</b>



**Feedback Statistics Report**  
**Feedback : ODD SEMESTER Feedback 2 (2nd/3rd/4th) year 2014**

**Feedback : ODD SEMESTER Feedback 2 (2nd/3rd/4th) year 2014**

**Feedback For Institute**

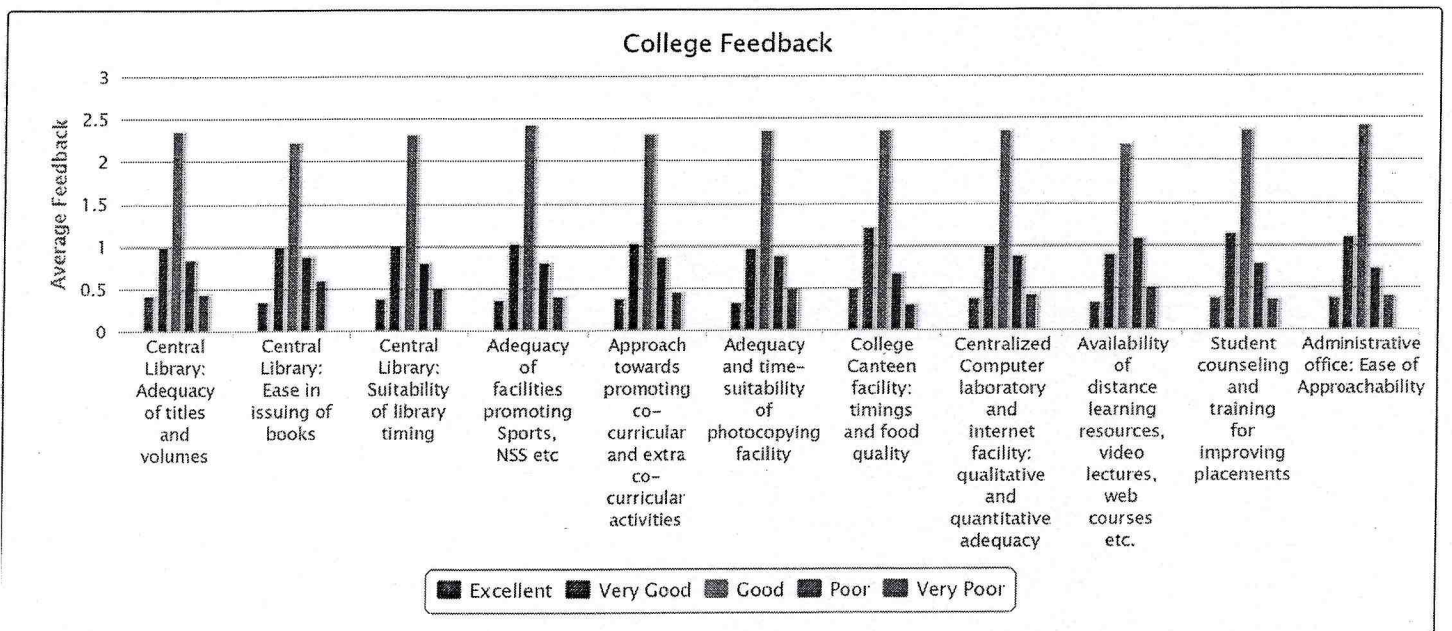
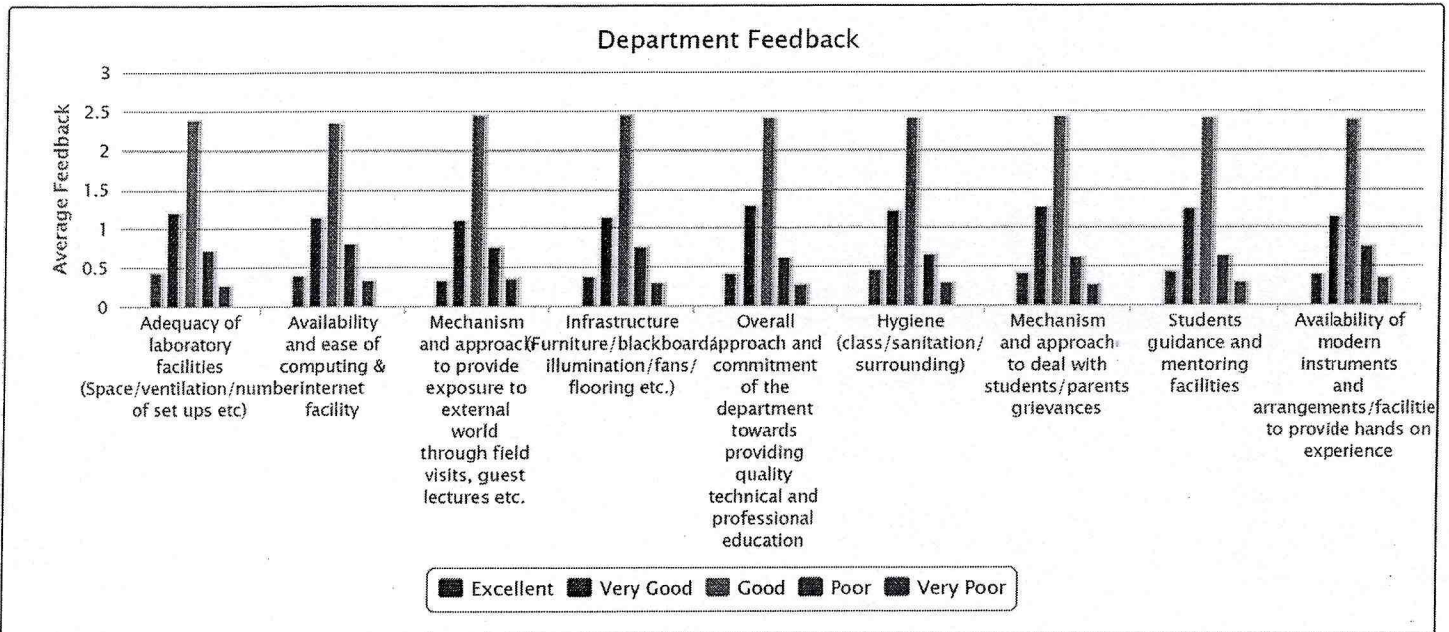




**Feedback Statistics Report**  
**Feedback : ODD SEMESTER Feedback 2 (2nd/3rd/4th) year 2014**

**Feedback : ODD SEMESTER Feedback 2 (2nd/3rd/4th) year 2014**

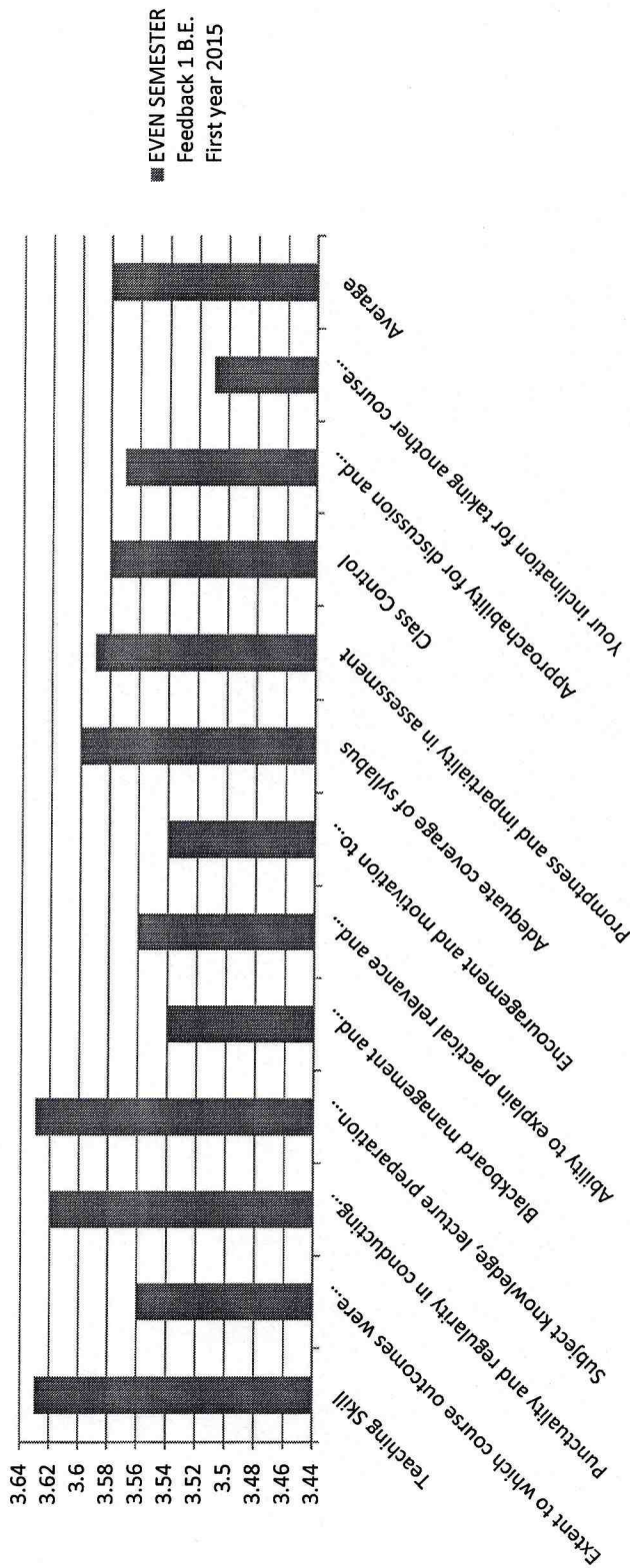
**Feedback For Institute**



**EVEN SEMESTER  
FEEDBACK 1 & FEEDBACK 2**

Theory Paper		Teaching Skill	Extent to which course outcomes were discussed in the beginning of the session	Punctuality and regularity in conducting classes	Subject knowledge, lecture preparation and organization	Blackboard management and communication skills	Ability to explain practical relevance and recent developments in the subject area	Encouragement and motivation to interactive teaching	Adequate coverage of syllabus	Promptness and impartiality in assessment	Class Control	Approach ability for discussion and interaction outside the class	Your inclination for taking another course from this teacher	Average
EVEN SEMESTER Feedback 1 B.E. First year 2015	3.63	3.56	3.62	3.63	3.54	3.56	3.54	3.6	3.58	3.59	3.58	3.57	3.51	3.58

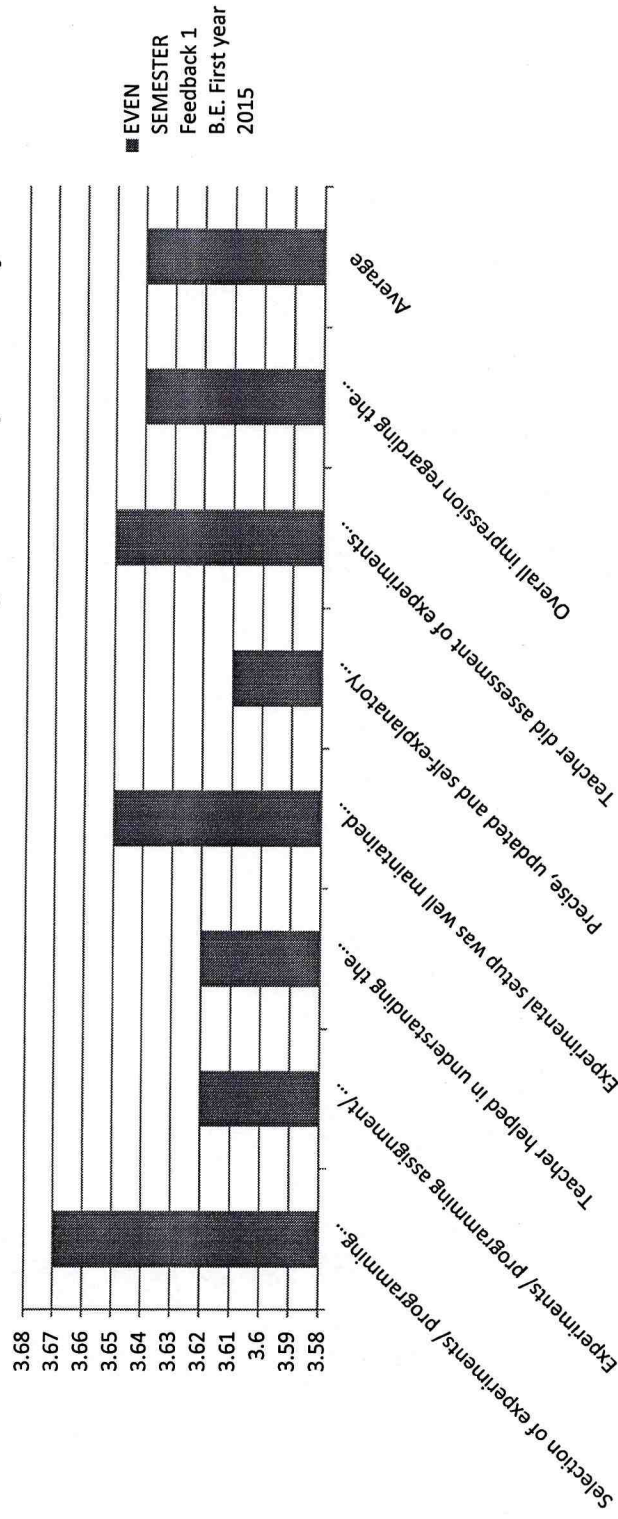
**EVEN SEMESTER Feedback 1 B.E. First year 2015 (Theory)**



Practical Paper

Feedback	Selection of experiments/ programming assignment/ case study were commensurate with the theory	Experiments/ programming assignment/ case study were leading towards proper conclusion/ interpretation	Teacher helped in understanding the experimental observations/ logic of the program/ case study/ field study	Experimental setup was well maintained and operational/ software provided for executing the program was proper	Precise, updated and self-explanatory manuals were provided	Teacher did assessment of experiments and journal regularly	Overall impression regarding the usefulness of the entire lab session in clarifying the student's theoretical knowledge	Average
EVEN SEMESTER Feedback 1 B.E. First year 2015	3.67	3.62	3.62	3.65	3.61	3.65	3.64	3.64

**EVEN SEMESTER Feedback 1 B.E. First year 2015 (Practical)**





# SHRI RAMDEOBABA COLLEGE OF ENGINEERING AND MANAGEMENT, NAGPUR

Katol Road, Nagpur, Maharashtra, India - 440 013.

## Feedback Report

Feedback : EVEN SEMESTER Feedback 1 B.E. First year 2015


Feedback For Institute

College Feedback	Excellent	Very Good	Good	Poor	Very Poor	Total No of Respondent : 86	
						Average / Percentage	
Central Library: Adequacy of titles and volumes	0.70	0.93	2.33	0.87	0.17	3.22 (64.40 %)	
Central Library: Ease in issuing of books	0.41	0.93	1.92	1.22	0.52	2.90 (58.00 %)	
Central Library: Suitability of library timing	0.47	1.22	2.21	0.81	0.29	3.15 (63.00 %)	
Adequacy of facilities promoting Sports, NSS etc	0.47	0.93	2.44	0.87	0.29	3.08 (61.60 %)	
Approach towards promoting co-curricular and extra co-curricular activities	0.64	1.05	2.33	0.81	0.17	3.23 (64.60 %)	
Adequacy and time-suitability of photocopying facility	0.52	1.10	2.44	0.81	0.12	3.22 (64.40 %)	
Language and Communication Lab	0.70	1.63	2.03	0.47	0.17	3.44 (68.80 %)	
Administrative office: Ease of Approachability	0.70	1.10	2.38	0.52	0.29	3.28 (65.60 %)	
Accounts office: Ease of Approachability	0.70	1.10	2.27	0.64	0.29	3.26 (65.20 %)	
Average For College Feedback						3.20 (63.96 %)	

**College Feedback**

	Excellent	Very Good	Good	Poor	Very Poor	Average
Central Library: Adequacy of titles and volumes	0.7	0.93	2.33	0.87	0.17	3.22
Central Library: Ease in issuing of books	0.41	0.93	1.92	1.22	0.52	2.9
Central Library: Suitability of library timing	0.47	1.22	2.21	0.81	0.29	3.15
Adequacy of facilities promoting Sports, NSS etc	0.47	0.93	2.44	0.87	0.29	3.08
Approach towards promoting co-curricular and extra co-curricular activities	0.64	1.05	2.33	0.81	0.17	3.23
Adequacy and time-suitability of photocopying facility	0.52	1.1	2.44	0.81	0.12	3.22
Language and Communication Lab	0.7	1.63	2.03	0.47	0.17	3.44
Administrative office: Ease of Approachability	0.7	1.1	2.38	0.52	0.29	3.28
Accounts office: Ease of Approachability	0.7	1.1	2.27	0.64	0.29	3.26

**Feedback For Institute - EVEN SEMESTER Feedback 1 B.E. First year 2015**

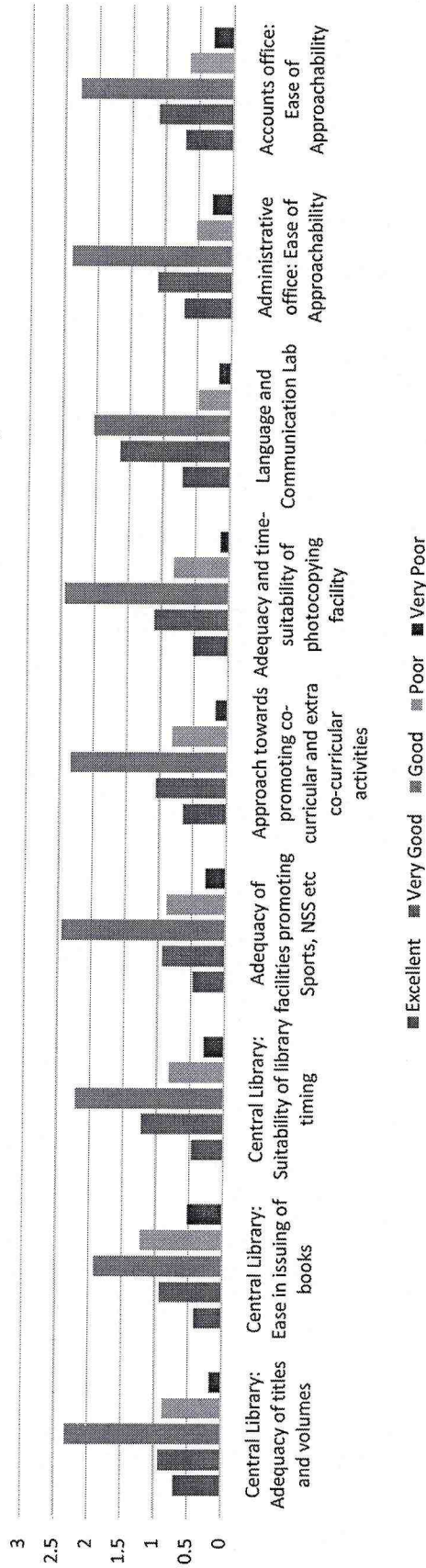




**College Feedback**

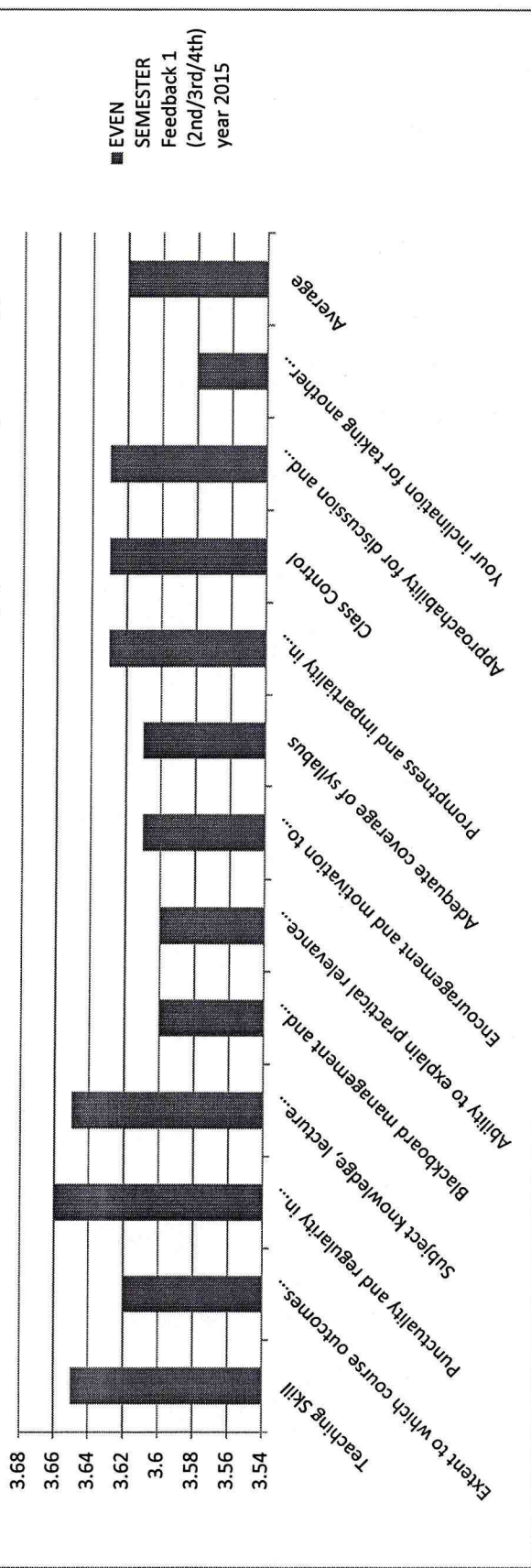
	Excellent	Very Good	Good	Poor	Very Poor	Average
Central Library: Adequacy of titles and volumes	0.7	0.93	2.33	0.87	0.17	3.22
Central Library: Ease in issuing of books	0.41	0.93	1.92	1.22	0.52	2.9
Central Library: Suitability of library timing	0.47	1.22	2.21	0.81	0.29	3.15
Adequacy of facilities promoting Sports, NSS etc	0.47	0.93	2.44	0.87	0.29	3.08
Approach towards promoting co-curricular and extra co-curricular activities	0.64	1.05	2.33	0.81	0.17	3.23
Adequacy and time-suitability of photocopying facility	0.52	1.1	2.44	0.81	0.12	3.22
Language and Communication Lab	0.7	1.63	2.03	0.47	0.17	3.44
Administrative office: Ease of Approachability	0.7	1.1	2.38	0.52	0.29	3.28
Accounts office: Ease of Approachability	0.7	1.1	2.27	0.64	0.29	3.26

**Feedback For Institute - EVEN SEMESTER Feedback 1 B.E. First year 2015**

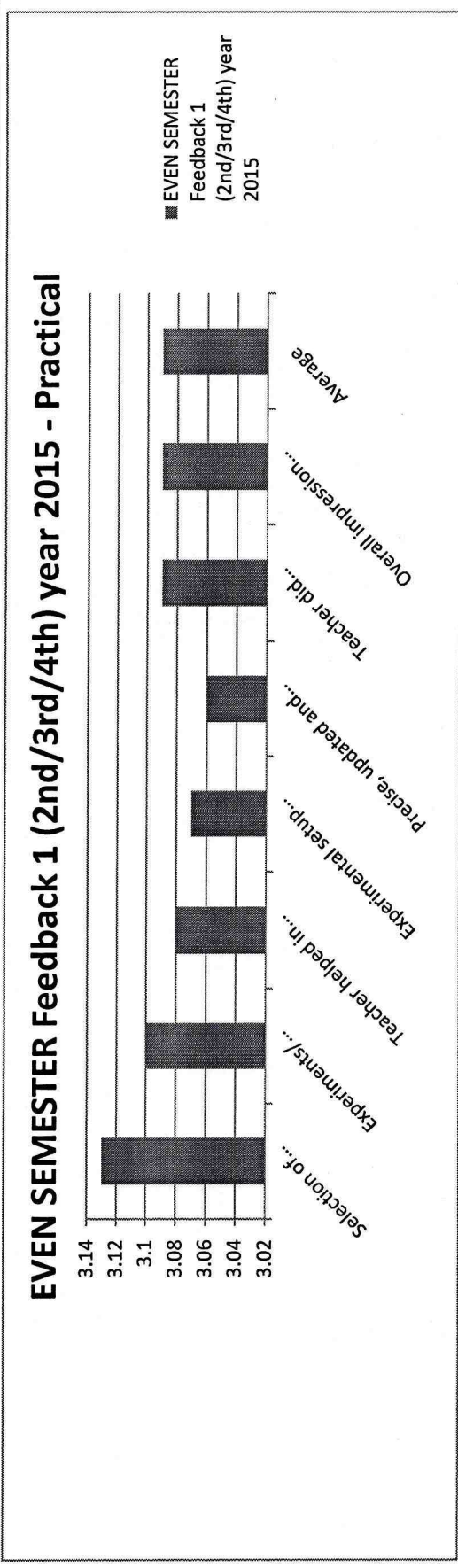


Theory Paper		Teaching Skill	Extent to which course outcomes were discussed in the beginning of the session	Punctuality and regularity in conducting classes	Subject knowledge, lecture preparation and organization	Blackboard management and communication skills	Ability to explain practical relevance and recent developments in the subject area	Encouragement and motivation to interactive teaching	Adequate coverage of syllabus	Promptness and impartiality in assessment	Class Control	Approach ability for discussion and interaction outside the class	Your inclination for taking another course from this teacher	Average
EVEN SEMESTER Feedback 1 (2nd/3rd/4th) year 2015		3.65	3.62	3.66	3.65	3.6	3.6	3.61	3.61	3.63	3.63	3.63	3.58	3.62

**EVEN SEMESTER Feedback 1 (2nd/3rd/4th) year 2015 (Theory)**



Practical Paper								
Feedback	Selection of experiments/ programming assignment/ case study were commensurate with the theory	Experiments/ programming/ case study were leading towards proper conclusion/ interpretation	Teacher helped in understanding the experimental observations/ logic of the program/ case study/ field study	Experimental setup was well maintained and operational/ software provided for executing the program was proper	Precise, updated and self-explanatory manuals were provided	Teacher did assessment of experiments and journal regularly	Overall impression regarding the usefulness of the entire lab session in clarifying the student's theoretical knowledge	Average
EVEN SEMESTER Feedback 1 (2nd/3rd/4th) year 2015	3.13	3.1	3.08	3.07	3.06	3.09	3.09	3.09





# SHRI RAMDEOBABA COLLEGE OF ENGINEERING AND MANAGEMENT, NAGPUR

Katol Road, Nagpur, Maharashtra, India - 440 013.

## Feedback Report

Feedback : EVEN SEMESTER Feedback 1 (2nd/3rd/4th) year 2015

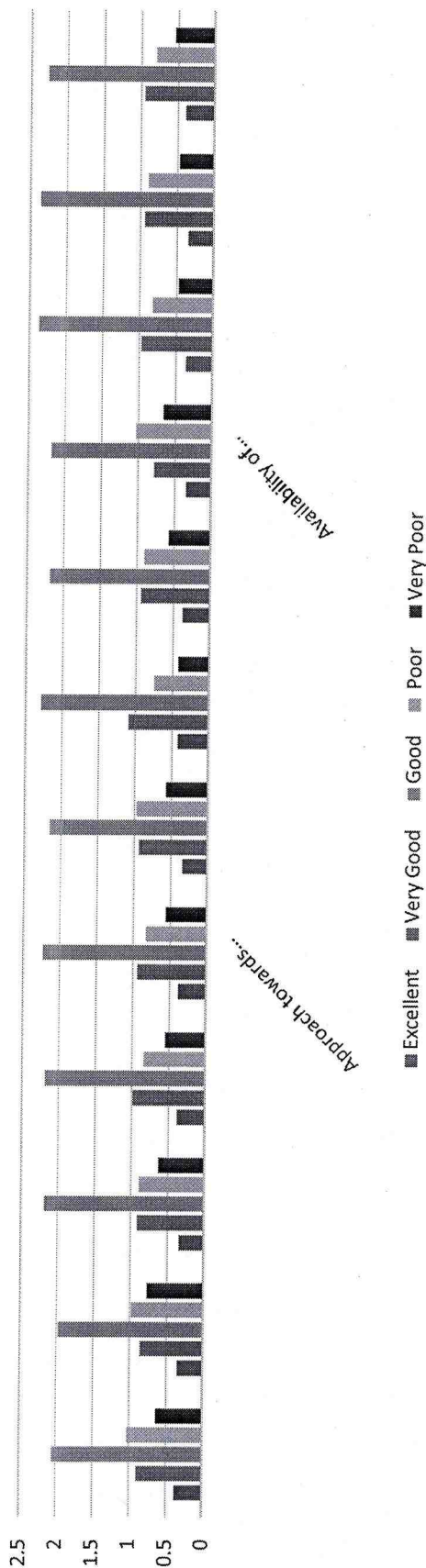
Feedback For Institute

College Feedback	Total No of Respondent : 2569					Average / Percentage
	Excellent	Very Good	Good	Poor	Very Poor	
Central Library: Adequacy of titles and volumes	0.38	0.90	2.06	1.03	0.64	2.87 (57.40 %)
Central Library: Ease in issuing of books	0.35	0.86	1.98	0.98	0.77	2.77 (55.40 %)
Central Library: Suitability of library timing	0.34	0.91	2.18	0.89	0.63	2.86 (57.20 %)
Adequacy of facilities promoting Sports, NSS etc	0.38	0.99	2.19	0.84	0.55	2.93 (58.60 %)
Approach towards promoting co-curricular and extra co-curricular activities	0.38	0.94	2.23	0.83	0.56	2.92 (58.40 %)
Adequacy and time-suitability of photocopying facility	0.34	0.93	2.15	0.97	0.57	2.87 (57.40 %)
College Canteen facility: timings and food quality	0.42	1.09	2.29	0.75	0.42	3.05 (61.00 %)
Centralized Computer laboratory and internet facility: qualitative and quantitative adequacy	0.37	0.94	2.19	0.90	0.57	2.91 (58.20 %)
Availability of distance learning resources, video lectures, web courses etc.	0.34	0.78	2.18	1.03	0.66	2.81 (56.20 %)
Student counseling and training for improving placements	0.36	0.97	2.37	0.82	0.47	2.98 (59.60 %)
Administrative office: Ease of Approachability	0.34	0.94	2.36	0.89	0.47	2.96 (59.20 %)
Administrative office: Ease of Approachability	0.39	0.95	2.26	0.80	0.54	2.94 (58.80 %)
<b>Average For College Feedback</b>						<b>2.91 (58.12 %)</b>



College Feedback	Excellent	Very Good	Good	Poor	Very Poor	Average
Central Library: Adequacy of titles and volumes	0.38	0.9	2.06	1.03	0.64	2.87
Central Library: Ease in issuing of books	0.35	0.86	1.98	0.98	0.77	2.77
Central Library: Suitability of library timing	0.34	0.91	2.18	0.89	0.63	2.86
Adequacy of facilities promoting Sports, NSS etc	0.38	0.99	2.19	0.84	0.55	2.93
Approach towards promoting co-curricular and extra co-curricular activities	0.38	0.94	2.23	0.83	0.56	2.92
Adequacy and time-suitability of photocopying facility	0.34	0.93	2.15	0.97	0.57	2.87
College Canteen facility: timings and food quality	0.42	1.09	2.29	0.75	0.42	3.05
Centralized Computer laboratory and internet facility: qualitative and quantitative adequacy	0.37	0.94	2.19	0.9	0.57	2.91
Availability of distance learning resources, video lectures, web courses etc.	0.34	0.78	2.18	1.03	0.66	2.81
Student counseling and training for improving placements	0.36	0.97	2.37	0.82	0.47	2.98
Administrative office: Ease of Approachability	0.34	0.94	2.36	0.89	0.47	2.96
Administrative office: Ease of Approachability	0.39	0.95	2.26	0.8	0.54	2.94

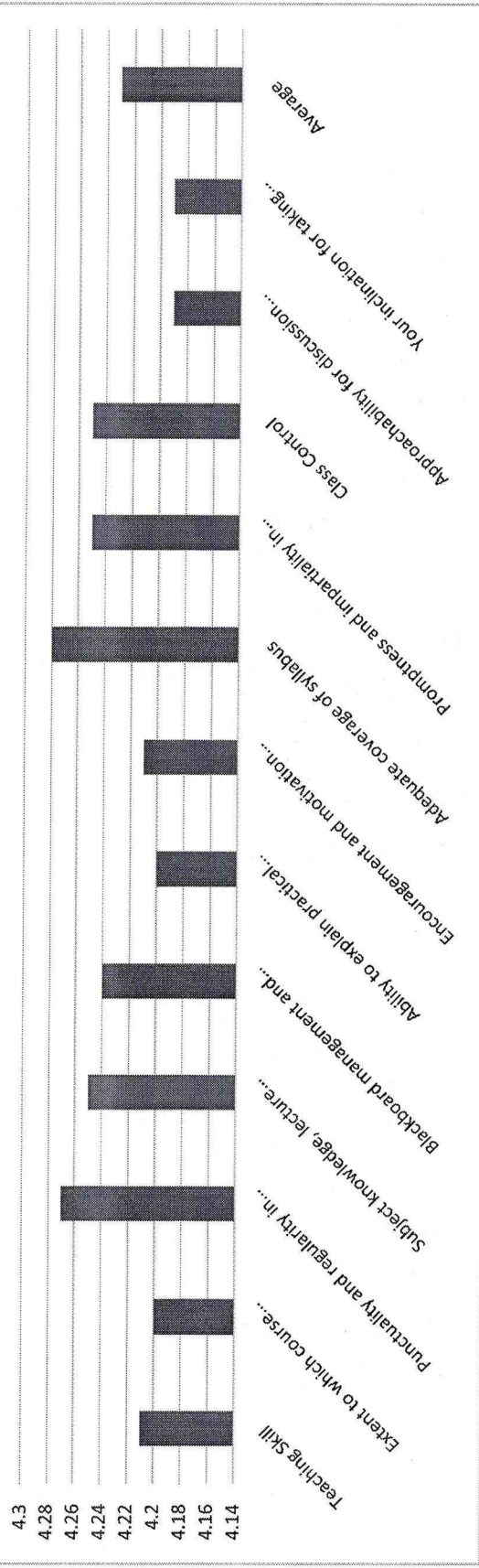
**Feedback For Institute - EVEN SEMESTER Feedback 1 (2nd/3rd/4th) year 2015**



Theory Paper

Feedback	Teaching Skill	Extent to which course outcomes were discussed in the beginning of the session	Punctuality and regularity in conducting classes	Subject knowledge, lecture preparation and organization	Blackboard management and communication skills	Ability to explain practical relevance and recent developments in the subject area	Encouragement and motivation to interactive teaching	Adequate coverage of syllabus	Promptness and impartiality in assessment	Class Control	Approachability for discussion and interaction outside the class	Your inclination for taking another course from this teacher	Average
EVEN SEMESTER Feedback 2 B.E. First year 2015	4.21	4.2	4.27	4.25	4.24	4.2	4.21	4.28	4.25	4.25	4.19	4.19	4.23


THEORY - EVEN SEMESTER Feedback 2 B.E. First year 2015



EVEN SEMESTER Feedback 2 B.E. First year 2015  
Practical Paper

Feedback	Selection of experiments/ programming/ case assignment/ case study were commensurate with the theory	Experiments were leading towards proper conclusion/interpretation	Teacher helped in understanding the experimental observations	Experimental setup was well maintained and operational	Precise, updated and self-explanatory manuals were provided	Teacher did assessment of experiments and journal regularly	Overall impression regarding the usefulness of the entire session in clarifying the student's theoretical knowledge	Average
EVEN SEMESTER Feedback 2 B.E. First year 2015	4.2	4.18	4.2	4.19	4.19	4.23	4.2	4.2

PRACTICAL - EVEN SEMESTER Feedback 2 B.E. First year 2015







# SHRI RAMDEOBABA COLLEGE OF ENGINEERING AND MANAGEMENT, NAGPUR

Katol Road, Nagpur, Maharashtra, India - 440 013.

## Feedback Report

Feedback : EVEN SEMESTER Feedback 2 B.E. First year 2015

Feedback For Institute

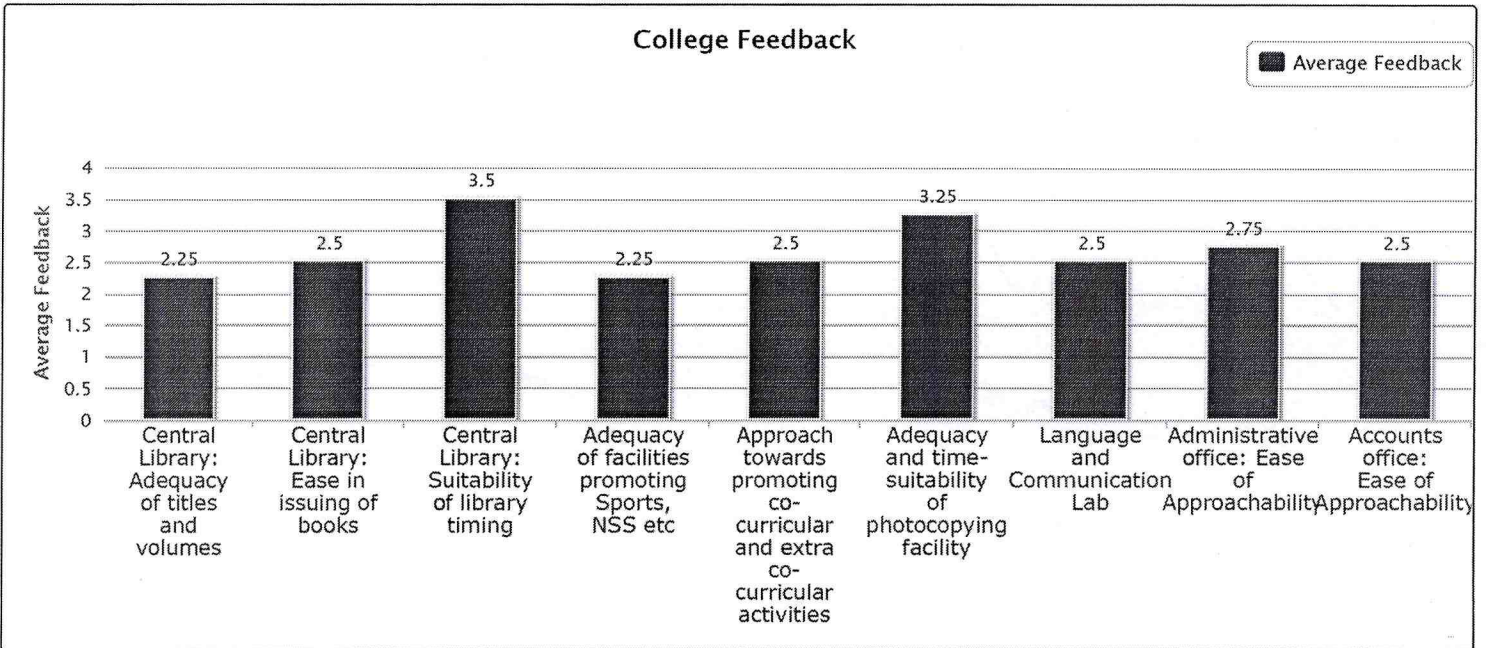
College Feedback	Very Poor	Poor	Satisfactory	Good	Very Good	Excellent	Total No of Respondent : 4	Average / Percentage
Central Library: Adequacy of titles and volumes	2 (3.00)	0	1 (1.50)	1 (1.50)	0	0	4	2.25 (37.50 %)
Central Library: Ease in issuing of books	1 (1.50)	1 (1.50)	1 (1.50)	1 (1.50)	0	0	4	2.50 (41.67 %)
Central Library: Suitability of library timing	1 (1.50)	0	1 (1.50)	1 (1.50)	0	1 (1.50)	4	3.50 (58.33 %)
Adequacy of facilities promoting Sports, NSS etc	1 (1.50)	2 (3.00)	0	1 (1.50)	0	0	4	2.25 (37.50 %)
Approach towards promoting co-curricular and extra co-curricular activities	2 (3.00)	0	0	2 (3.00)	0	0	4	2.50 (41.67 %)
Adequacy and time-suitability of photocopying facility	1 (1.50)	0	1 (1.50)	1 (1.50)	1 (1.50)	0	4	3.25 (54.17 %)
Language and Communication Lab	1 (1.50)	1 (1.50)	1 (1.50)	1 (1.50)	0	0	4	2.50 (41.67 %)
Administrative office: Ease of Approachability	1 (1.50)	0	2 (3.00)	1 (1.50)	0	0	4	2.75 (45.83 %)
Accounts office: Ease of Approachability	1 (1.50)	1 (1.50)	1 (1.50)	1 (1.50)	0	0	4	2.50 (41.67 %)
<b>Average For College Feedback</b>								<b>2.67 (44.45 %)</b>



**Feedback Statistics Report**  
**Feedback : EVEN SEMESTER Feedback 2 B.E. First year 2015**

**Feedback : EVEN SEMESTER Feedback 2 B.E. First year 2015**

**Feedback For Institute**

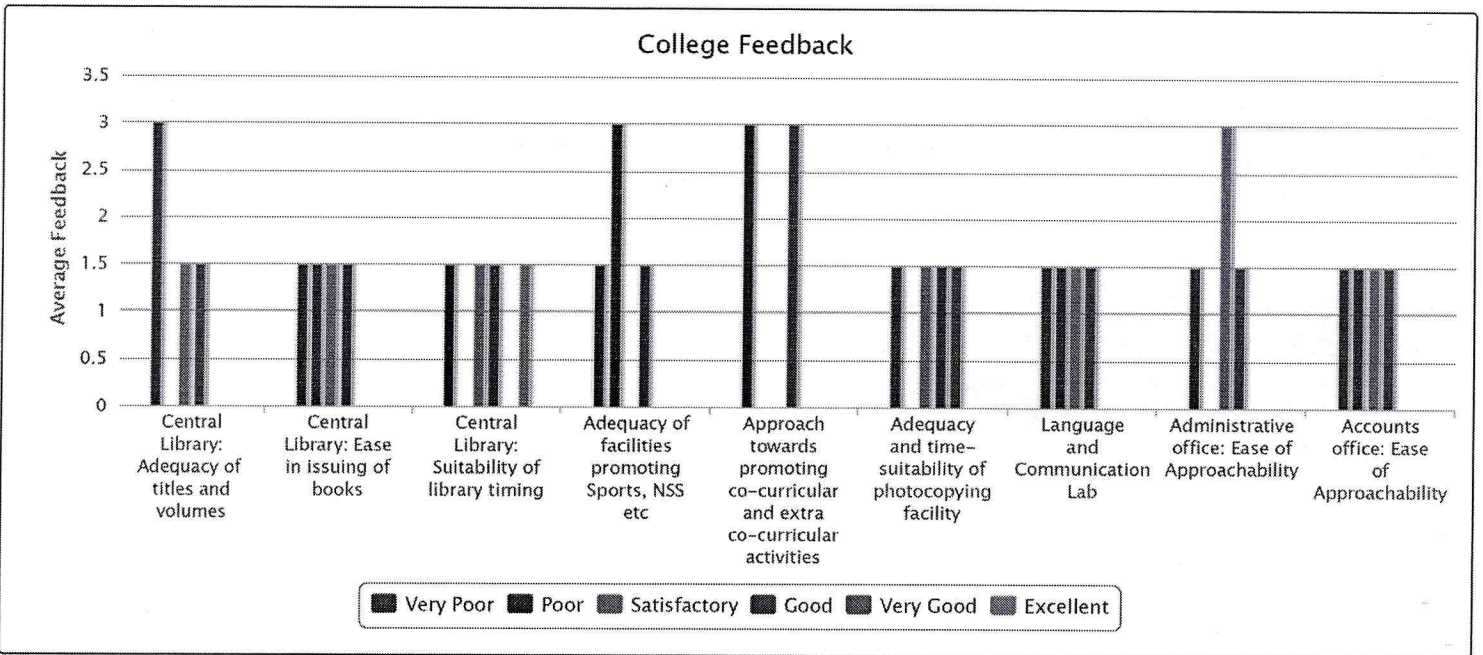




**Feedback Statistics Report**  
**Feedback : EVEN SEMESTER Feedback 2 B.E. First year 2015**

**Feedback : EVEN SEMESTER Feedback 2 B.E. First year 2015**


**Feedback For Institute**



Theory Paper

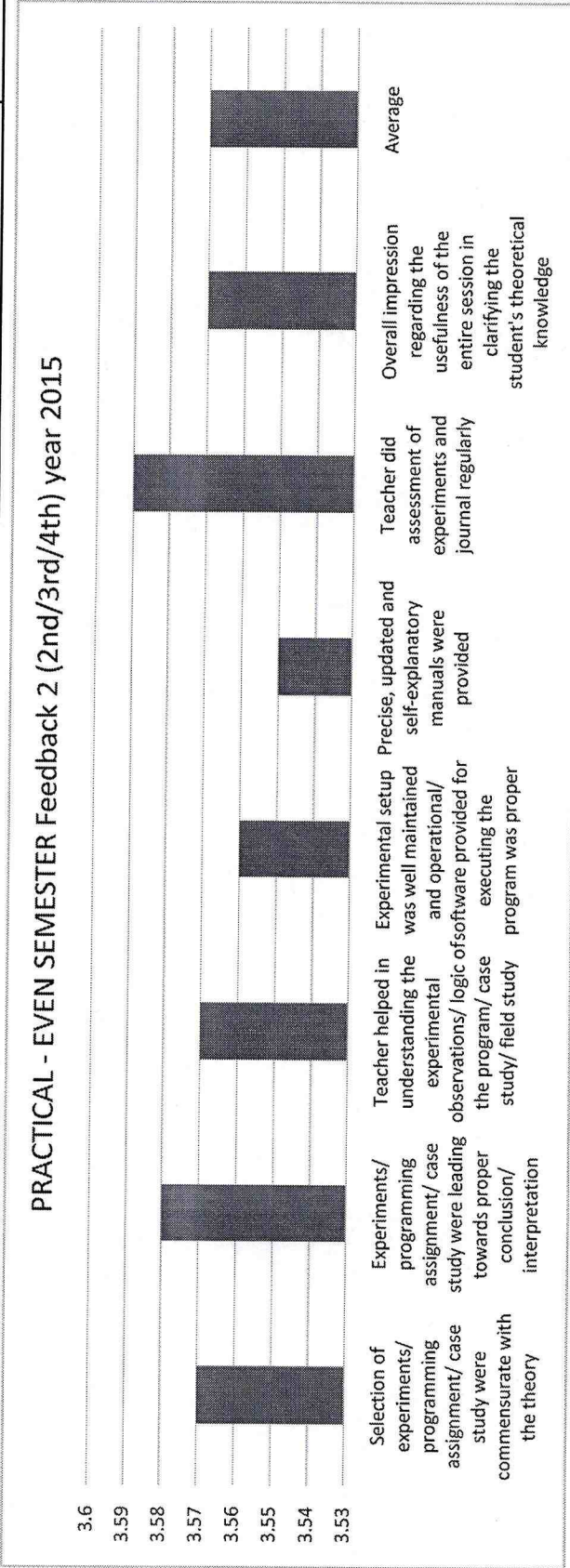
Feedback	Teaching Skill	Extent to which course outcomes were discussed in the beginning of the session	Punctuality and regularity in conducting classes	Subject knowledge, lecture preparation and organization	Blackboard management and communication skills	Ability to explain practical relevance and recent developments in the subject area	Encouragement and motivation to interactive teaching	Adequate coverage of syllabus	Promptness and impartiality in assessment	Class Control	Approachability for discussion and interaction outside the class	Your inclination for taking another course from this teacher	Average
EVEN SEMESTER Feedback 2 (2nd/3rd/4th) year 2015	4.26	4.26	4.26	4.28	4.25	4.25	4.27	4.25	4.27	4.27	4.27	4.24	4.26

THEORY - EVEN SEMESTER Feedback 2 (2nd/3rd/4th) year 2015



Practical Paper

Feedback	Selection of experiments/ programming/ assignment/ case study were commensurate with the theory	Experiments/ programming/ assignment/ case study were leading towards proper conclusion/ interpretation	Teacher helped in understanding the experimental observations/ logic of the program/ case study/ field study	Experimental setup was well maintained and operational/ software provided for executing the program was proper	Precise, updated and self-explanatory manuals were provided	Teacher did assessments of experiments and journal regularly	Overall impression regarding the usefulness of the entire session in clarifying the student's theoretical knowledge	Average
EVEN SEMESTER Feedback 2 (2nd/3rd/4th) year 2015	3.57	3.58	3.57	3.56	3.55	3.59	3.57	3.57





# SHRI RAMDEOBABA COLLEGE OF ENGINEERING AND MANAGEMENT, NAGPUR

Katol Road, Nagpur, Maharashtra, India - 440 013.

## Feedback Report Feedback : EVEN SEMESTER Feedback 2 (2nd/3rd/4th) year 2015 Feedback For Institute

College Feedback	Total No of Respondent : 23						Average / Percentage
	Very Poor	Poor	Satisfactory	Good	Very Good	Excellent	
Central Library: Adequacy of titles and volumes	3 (0.78)	7 (1.83)	2 (0.52)	5 (1.30)	4 (1.04)	2 (0.52)	3.26 (54.33 %)
Central Library: Ease in issuing of books	4 (1.04)	5 (1.30)	2 (0.52)	5 (1.30)	5 (1.30)	2 (0.52)	3.35 (55.83 %)
Central Library: Suitability of library timing	4 (1.04)	3 (0.78)	2 (0.52)	8 (2.09)	4 (1.04)	2 (0.52)	3.48 (58.00 %)
Adequacy of facilities promoting Sports, NSS etc	2 (0.52)	4 (1.04)	5 (1.30)	5 (1.30)	5 (1.30)	2 (0.52)	3.57 (59.50 %)
Approach towards promoting co-curricular and extra co-curricular activities	2 (0.52)	4 (1.04)	4 (1.04)	5 (1.30)	6 (1.57)	2 (0.52)	3.65 (60.83 %)
Adequacy and time-suitability of photocopying facility	4 (1.04)	2 (0.52)	4 (1.04)	6 (1.57)	5 (1.30)	2 (0.52)	3.52 (58.67 %)
College Canteen facility: timings and food quality	2 (0.52)	3 (0.78)	4 (1.04)	5 (1.30)	6 (1.57)	3 (0.78)	3.83 (63.83 %)
Centralized Computer laboratory and internet facility: qualitative and quantitative adequacy	2 (0.52)	4 (1.04)	4 (1.04)	5 (1.30)	5 (1.30)	3 (0.78)	3.70 (61.67 %)
Availability of distance learning resources, video lectures, web courses etc.	4 (1.04)	3 (0.78)	2 (0.52)	7 (1.83)	5 (1.30)	2 (0.52)	3.52 (58.67 %)
Student counseling and training for improving placements	2 (0.52)	6 (1.57)	1 (0.26)	6 (1.57)	6 (1.57)	2 (0.52)	3.61 (60.17 %)
Administrative office: Ease of Approachability	1 (0.26)	5 (1.30)	5 (1.30)	5 (1.30)	5 (1.30)	2 (0.52)	3.61 (60.17 %)
Accounts office: Ease of Approachability	2 (0.52)	3 (0.78)	4 (1.04)	7 (1.83)	5 (1.30)	2 (0.52)	3.70 (61.67 %)
<b>Average For College Feedback</b>							<b>3.57 (59.44 %)</b>

Department Feedback	Total No of Respondent : 23						Average / Percentage
	Very Poor	Poor	Satisfactory	Good	Very Good	Excellent	
Adequacy of laboratory facilities (Space/ventilation/number of set ups etc)	2 (0.52)	4 (1.04)	3 (0.78)	7 (1.83)	4 (1.04)	3 (0.78)	3.70 (61.67 %)
Availability and ease of computing & internet facility	2 (0.52)	5 (1.30)	2 (0.52)	6 (1.57)	4 (1.04)	4 (1.04)	3.74 (62.33 %)
Mechanism and approach to provide exposure to external world through field visits, guest lectures etc.	3 (0.78)	4 (1.04)	2 (0.52)	7 (1.83)	3 (0.78)	4 (1.04)	3.65 (60.83 %)

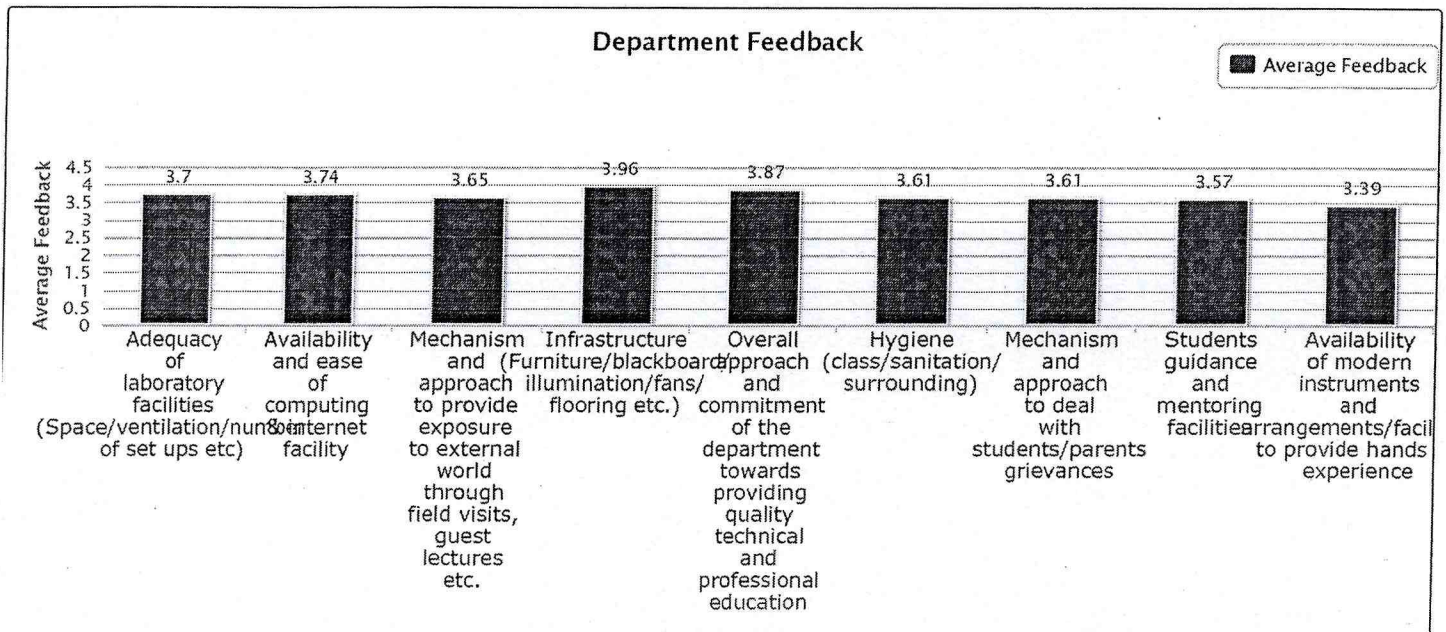
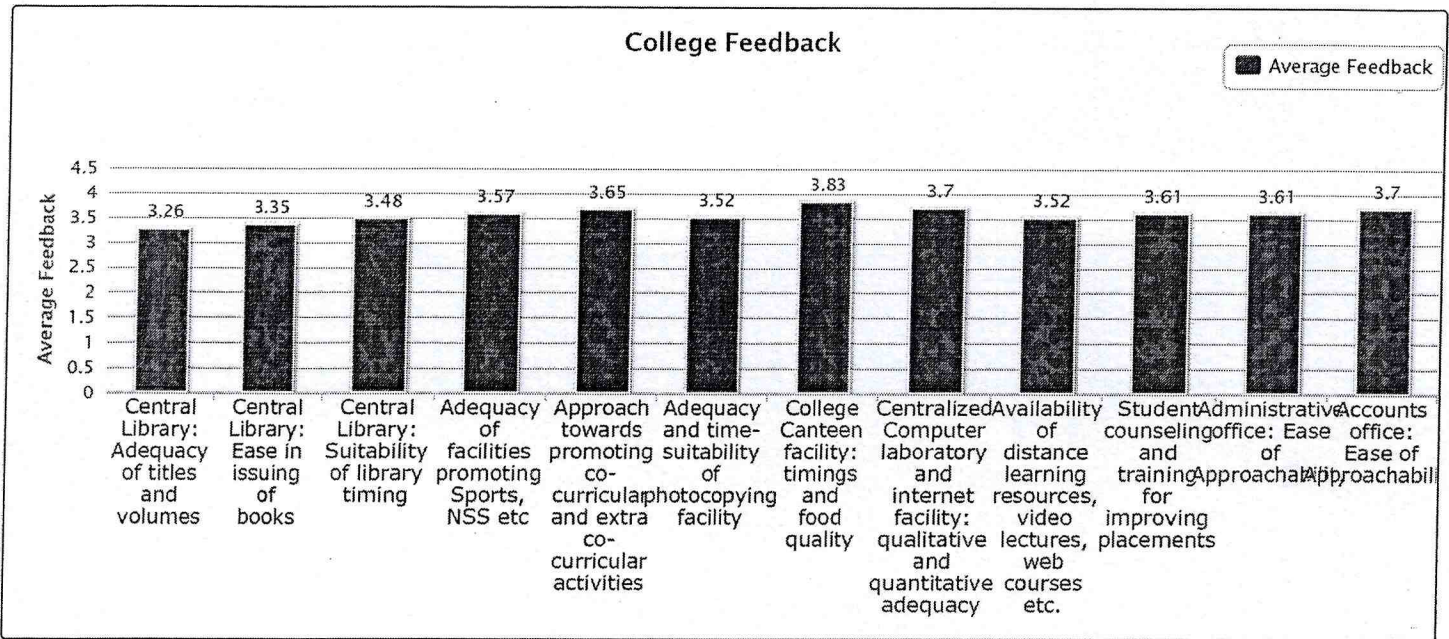
Infrastructure (Furniture/blackboard/ illumination/fans/ flooring etc.)	1 (0.26)	4 (1.04)	3 (0.78)	5 (1.30)	7 (1.83)	3 (0.78)	3.96 (66.00 %)
Overall approach and commitment of the department towards providing quality technical and professional education	1 (0.26)	3 (0.78)	4 (1.04)	8 (2.09)	4 (1.04)	3 (0.78)	3.87 (64.50 %)
Hygiene (class/sanitation/ surrounding)	2 (0.52)	4 (1.04)	5 (1.30)	5 (1.30)	4 (1.04)	3 (0.78)	3.61 (60.17 %)
Mechanism and approach to deal with students/parents grievances	1 (0.26)	5 (1.30)	6 (1.57)	4 (1.04)	4 (1.04)	3 (0.78)	3.61 (60.17 %)
Students guidance and mentoring facilities	3 (0.78)	3 (0.78)	5 (1.30)	5 (1.30)	4 (1.04)	3 (0.78)	3.57 (59.50 %)
Availability of modern instruments and arrangements/facilities to provide hands on experience	3 (0.78)	7 (1.83)	2 (0.52)	3 (0.78)	5 (1.30)	3 (0.78)	3.39 (56.50 %)
<b>Average For Department Feedback</b>							<b>3.68 (61.30 %)</b>



**Feedback Statistics Report**  
**Feedback : EVEN SEMESTER Feedback 2 (2nd/3rd/4th) year 2015**

**Feedback : EVEN SEMESTER Feedback 2 (2nd/3rd/4th) year 2015**

**Feedback For Institute**







**Feedback Statistics Report**  
**Feedback : EVEN SEMESTER Feedback 2 (2nd/3rd/4th) year 2015**

**Feedback : EVEN SEMESTER Feedback 2 (2nd/3rd/4th) year 2015**

**Feedback For Institute**

